

# COOPER LIGHTING - METALUX®

## DESCRIPTION

The W Series wraparound features economy and energy efficient performance. The luminaire's characteristic clean, low profile design is both appealing and practically functional. The W Series utilizes a clear, low brightness, extruded acrylic refractor and a heavy gauge steel end plate with embossed light seal for dependable performance and good looks.

The efficient and economical W Series is the perfect wraparound for commercial spaces, schools, dormitories, offices and retail areas.

Catalog #		Type
Project		
Comments		Date
Prepared by		

## SPECIFICATION FEATURES

### A ... Construction

Housing die formed code gauge prime cold rolled steel. Six full length ribs for strength. Ballast cover easily removed without tools. Steel end plates with 7/8" KO and light-seal embossment. Couplers for continuous row mounting.

### B ... Electrical\*

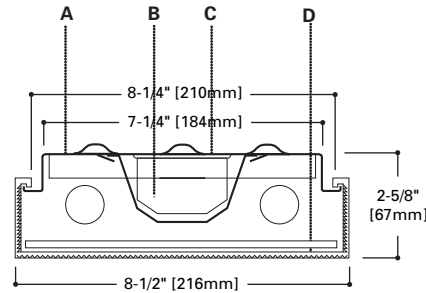
Ballasts are CBM/ETL Class "P" and are positively secured by mounting bolts. Pressure lock lampholders. UL/CUL listed. Suitable for damp locations.

### C ... Finish

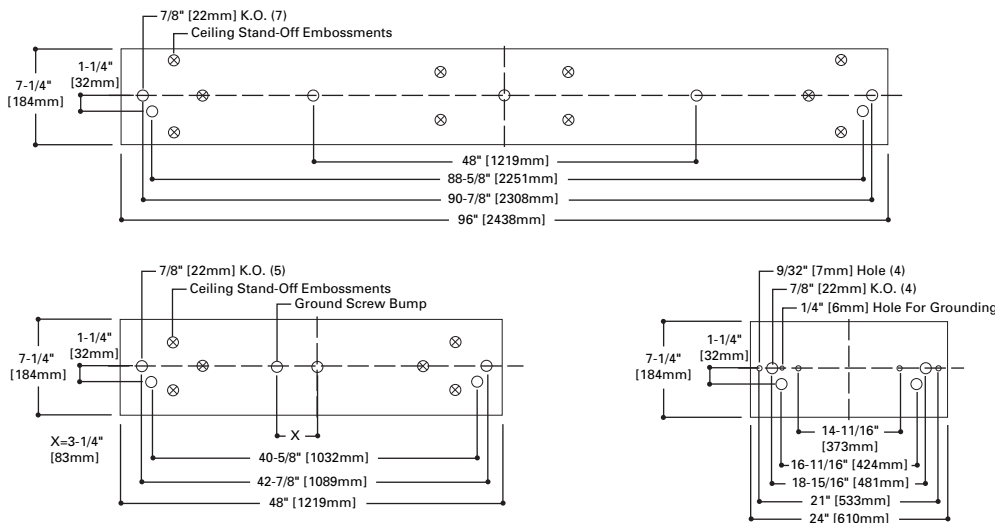
Multistage, iron phosphate pretreatment ensures maximum bonding and rust inhibitor. Lighting grade, baked white enamel finish.

### D ... Frame/Shielding

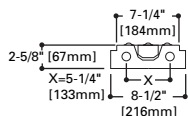
100% clear virgin acrylic refractor/lens. Sides have inside linear prisms and bottom has pyramidal prisms for low brightness control. Lens can be hinged from either side in a lift and shift manner.



## MOUNTING DATA




## LAMP CONFIGURATIONS



## LIFT & SHIFT REFRACTOR

Easily Removed. Hinges Either Side (Not Recommended For Sloped Ceiling Applications.)



**W**  
220  
217  
240  
232

**2' SURFACE**  
**2 LAMPS LTS OR HTS**  
**4' OR 8' SURFACE**  
**2 LAMPS**  
**Commercial Wrap**

## ENERGY DATA

Input Watts:

**EB Ballast & STD Lamps**

217 (36)

240 (72)

232 (61)

**ES Ballast & STD Lamps**

220 (58)

217 (45)

240 (86)

232 (71)

Luminaire Efficacy Rating

**LER = FW-72**

**Catalog Number: W-232A**

**Yearly Cost of 1000 lumens,**

**3000 hrs at .08 KWH = \$3.33**

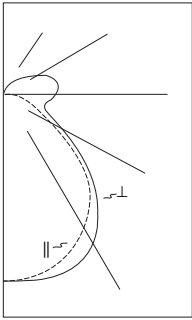
\*Reference the lamp/ballast data in the Technical Section for specific lamp/ballast requirements.

LAMPS CONTAIN MERCURY. DISPOSE ACCORDING TO LOCAL, STATE OR FEDERAL LAW'S

**LINEAR DISCONNECT**

Safe and convenient means of disconnecting power





**W-232A**  
Energy Saving  
Ballast

F32T8/35K Lamps  
2850 Lumens

Spacing criterion:  
(H) 1.3 x mounting  
height, (L) 1.4 x  
mounting height

Efficiency 80.5%

Test Report:  
W232A.IES

LER = FW-72

Yearly Cost of 1000  
lumens, 3000 hrs at  
.08 KWH = \$3.33

**Coefficients of Utilization**

rc	Effective floor cavity reflectance																						
	80%				70%				50%				30%				10%				0%		
rw	70	50	30	10	70	50	30	10	50	30	10	50	30	10	50	30	10	50	30	10	0		
<b>RCR</b>																							
0	92	92	92	92	88	88	88	88	81	81	81	75	75	75	68	68	68	66					
1	84	80	77	74	80	77	74	71	71	69	66	65	63	62	60	59	57	55					
2	77	71	66	61	74	68	63	59	63	59	56	58	55	52	54	51	49	47					
3	71	63	57	52	68	61	55	51	56	52	48	52	48	45	48	45	43	40					
4	65	56	50	45	62	54	48	43	50	45	41	47	43	39	43	40	37	35					
5	60	50	43	38	57	48	42	37	45	40	36	42	37	34	39	35	32	30					
6	55	45	38	33	53	43	37	32	40	35	31	38	33	30	35	31	28	26					
7	51	40	34	29	49	39	33	28	37	31	27	34	29	26	32	28	25	23					
8	47	36	30	25	45	35	29	25	33	28	24	31	26	23	29	25	22	20					
9	43	33	26	22	41	32	26	21	30	24	21	28	23	20	26	22	19	17					
10	40	30	23	19	38	29	23	19	27	22	18	25	21	17	24	20	17	15					

**Zonal Lumen Summary**

Zone	Lumens	%Lamp	%Fixture
0-30	1077	18.9	23.5
0-40	1775	31.1	38.7
0-60	2960	51.9	64.5
0-90	3739	65.6	81.4
90-180	852	14.9	18.6
0-180	4591	80.5	100.0

**Typical VCP Percentages**

Room Size (Ft.)	Height Along		Height Across	
	8.5'	10.0'	8.5'	10.0'
20 x 20	65	70	63	70
30 x 30	58	62	53	60
30 x 60	50	53	37	43
60 x 30	59	63	56	62
60 x 60	50	53	39	44

**Candela**

Angle	Along H	45°	Across L
0	1328	1328	1328
10	1307	1324	1336
20	1238	1296	1334
30	1122	1211	1249
40	950	1023	1034
50	667	749	738
60	364	451	441
70	200	277	310
80	108	189	325
90	10	155	374
100	11	241	389
110	12	232	344
120	13	166	253
130	13	106	164
140	14	59	92
150	14	35	51
160	15	25	32
170	15	17	19
180	13	13	13

**ORDERING INFORMATION**

Sample Number: WS-232A-120V-EB81-U

<p><b>Tandem</b> Blank: 4' Length 8T: 8' Length</p> <p><b>Series 1</b> W: Commercial Surface Wrap</p> <p><b>Width</b> = Standard A: Wide Body for 2 Lamps</p> <p><b>Number of Lamps 2, 3</b> 2 Lamps (Not Included)</p> <p><b>Wattage</b> 20: 20W T12 (24") 17: 17W T8 (24") 32: 32W T8 (48") 40: 40W T12 (48")</p>	<p><b>Lens</b> A: Acrylic Refractor Lens</p> <p><b>Ballast Start Type</b> LTS: Low Trigger Start (20W only) (120V only) HTS: High Trigger Start (20W only)</p> <p><b>Voltage 4</b> 120V: 120 Volt 277V: 277 Volt 347V: 347 Volt UNV: Universal Voltage<sup>5</sup> 120-277</p> <p><b>Options</b> GL: Single Element Fuse GM: Double Element Fuse Emergency: EM Installed<sup>6</sup></p>	<p><b>Ballast Type 4</b> = Standard Magnetic T12 Ballast LE3: T12 Magnetic Energy Saving EB: Electronic Instant Start ER: T8 Electronic Program Rapid Start. Total Harmonic Distortion &lt; 10% DLS: Digital Lighting System Dimming</p> <p><b>Lamp Size</b> 2: T12 8: T8</p> <p><b>Number of Ballasts</b> 1: 1 Ballast 2: 2 Ballast</p>	<p><b>Options</b> /PLUS: Higher Ballast Factor &gt; 1.13. Total Harmonic Distortion &lt; 20% RLS: Rotor Lock Socket (T8 Lamp only) RIF1: Radio Interference Suppressor</p> <p><b>Packaging</b> U: Unit Pack</p>
---	--	--	---

**ACCESSORIES**

(Order Separately)

SCF=Fixed Stem Set (Specify Length)  
SCS=Swivel Stem Set (Specify Length)  
SCA=Adjustable 48" Stem Set  
A1B/Spacer-U=Spacer 1-1/2" to 2-1/2" from ceiling (Use 2 per fixture)  
Lengths Available: 6, 8, 12, 18, 24, 36, 48

(Additional Accessories Available. See Options and Accessories Section.)

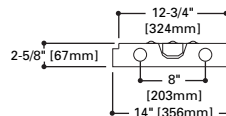
**SHIPPING INFORMATION**

Catalog No.	Wt.
W-217A	8 lbs.
W-232A	17 lbs.
8TW-232A	33 lbs.

- Notes: 1 Steel endplates with 7/8" KO standard for continuous row mounting.  
2 Stem Mounting not available on 3-lamp fixtures.  
3 2 point suspension recommended for 2 and 4-lamp fixtures.  
4 Products also available in non-US voltage and frequencies for international markets  
5 Not Available when specifying emergencies, voltage must be specific  
6 Non available for 2' version.

**LAMP SPACING (8")**

(2 Lamp Housing with 8" lamp spacing also available.)



Catalog Number  
W-A-232A (120V or 277V)