

Catalog #	Type
Project	
Comments	
Prepared by	Date

## H7 Family Trims

## EYEBALLS

**74**

**74 Eyeball - 30° Tilt**

Lamps: PAR30\*

74P=White Eyeball

O.D. = 8" (203mm)

**Used In:**

H7ICT, H7ICAT, H7RICT, H7RICAT

H7ICTNB, H7ICATNB

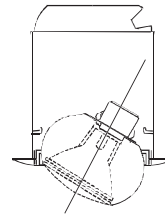
H7T, H7RT

H7UICT, H7UICAT

H27T, H27RT

74 75W PAR30NFL		Vertical Plane	
560 Lumens		30° Angle	
D	L x W	FC	S
3'	3' x 3'	226	2'
5'	5' x 4'	81	4'
7'	7' x 6'	42	5'
9'	9' x 8'	25	7'

D=Distance from wall L x W=Effective Visual Beam  
FC=Max Footcandles S=Fixture Spacing  
Based on bare lamp data



**74 Eyeball**

**77**

**77 Eyeball - 30° Tilt**

Lamps: R20, PAR20\*

77P=White Eyeball

O.D. = 8" (203mm)

**Used In:**

H7ICT, H7ICAT, H7RICT, H7RICAT

H7ICTNB, H7ICATNB

H7T, H7RT

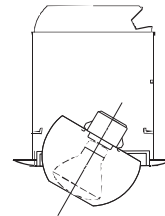
H7UICT, H7UICAT

H27ICT, H27ICAT, H27RICT

H27T, H27RT

H7T-77 2' Distance From Wall		Lamp: 50W R20 30° Tilt 440 Lumens									
		Spacing Between Fixtures									
DD		2'		3'		3'		4'		4'	
1	23	23	23	19	12	19	18	5	18		
2	43	29	43	37	14	37	35	8	35		
3	28	31	28	23	14	23	21	7	21		
4	18	21	18	13	21	13	12	6	12		
5	12	13	12	9	8	9	7	5	7		
6	8	8	8	6	6	6	5	4	5		
7	5	5	5	4	4	4	3	3	3		
8	4	4	4	3	3	3	2	2	2		
9	3	3	3	2	2	2	1	1	1		

DD= Distance Below Ceiling



**77 Eyeball**

**78**

**78 Eyeball - 30° Tilt**

Lamps: R30, BR30, PAR30\*

78P=White Eyeball

78SL=Silver Eyeball

78B=Brass Eyeball

78PB=Polished Brass Eyeball

78PAT=White Gasketed Eyeball (makes "T" Housing AIR-TITE)

O.D. = 8" (203mm)

**Used In:**

H7ICT, H7ICAT, H7RICT, H7RICAT

H7ICTNB, H7ICATNB

H7UICT, H7UICAT

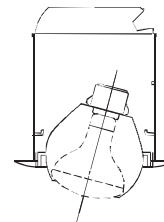
H7T, H7RT

H27ICT, H27ICAT, H27RICT

H27T, H27RT

H7T-78 2' Distance From Wall		Lamp: 75W R30SP 30° Tilt 900 Lumens									
		Spacing Between Fixtures									
DD		2'		3'		3'		4'		4'	
1	6	5	6	5	3	5	4	2	4		
2	21	20	21	13	14	13	12	9	12		
3	17	17	17	12	11	12	9	8	9		
4	14	14	14	10	9	10	8	6	8		
5	11	11	11	8	7	8	7	5	7		
6	9	9	9	7	6	7	6	5	6		
7	8	8	8	6	6	6	5	4	5		
8	7	7	7	5	5	5	4	4	4		
9	6	6	6	4	4	4	3	3	3		

DD= Distance Below Ceiling



**78 Eyeball**

**417**

**417 Coilex Baffle Eyeball - 30° Tilt**

Lamps: R30\*

417P=White Eyeball, Black Baffle, White Trim Ring

417PB=Polished Brass Eyeball, Black Baffle, Polished Brass Trim Ring

417W=White Eyeball, White Baffle, White Trim Ring

O.D. = 8" (203mm)

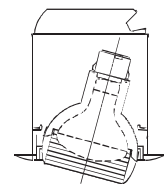
**Used In:**

H7T, H7RT

H7UICT, H7UICAT

H7T-417 2' Distance From Wall		Lamp: 75W R30SP 30° Tilt 900 Lumens									
		Spacing Between Fixtures									
DD		2'		3'		3'		4'		4'	
1	21	14	21	19	5	19	19	2	19		
2	36	32	36	29	19	29	28	8	28		
3	55	42	55	46	20	46	44	11	44		
4	46	43	46	38	21	38	35	11	35		
5	30	31	30	23	18	23	21	10	21		
6	19	20	19	14	13	14	12	8	12		
7	13	13	13	14	13	14	12	8	12		
8	9	9	9	6	6	6	5	4	5		
9	6	6	6	4	4	4	3	3	3		

DD= Distance Below Ceiling



**417 Baffle Eyeball**

\* Lamp Wattage and type vary with Housings.  
Refer to individual housing sheets for specific wattage ratings

# H7 Family Trims


# EYEBALLS

**419 Regressed Eyeball - 25° Tilt**  
 Lamps: PAR30\*  
 419=White Eyeball, Clear Splay, White Trim Ring  
 419P=White Eyeball, White Splay and Trim Ring  
 O.D = 7 1/4" (184mm)

**Used In:**  
 H7T, H7RT  
 H7UIC, H7UICAT  
 H27T, H27RT

74 75W PAR30NFL		Vertical Plane	
560 Lumens		30° Angle	
D	L x W	FC	S
3'	3' x 3'	226	2'
5'	5' x 4'	81	4'
7'	7' x 6'	42	5'
9'	9' x 8'	25	7'

D=Distance from wall L x W=Effective Visual Beam  
 FC=Max Footcandles S=Fixture Spacing  
 Based on bare Lamp Data



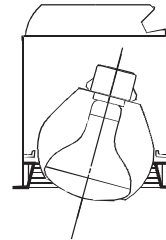
**419 Regressed Eyeball**

**420 Coilex Regressed Eyeball - 30° Tilt**  
 Lamps: BR30, PAR30\*  
 420P=Black baffle, White Eyeball, White Trim Ring  
 420W=White baffle, White Eyeball, White Trim Ring  
 O.D = 7 1/4" (184mm)

**Used In:**  
 H7ICT, H7ICAT, H7RICT, H7RICAT  
 H7ICTNB, H7ICATNB  
 H7UIC, H7UICAT  
 H7T, H7RT  
 H27ICT, H27ICAT, H27RICT  
 H27T, H27RT

H7T-420		2' Distance From Wall	
Lamp: 75W R30SP	Max. Tilt	900 Lumens	
Spacing Between Fixtures			
DD	2'	3'	4'
1	17 15 17 15	6 15 15 2	15
2	49 31 49 43	13 43 42 6	42
3	61 47 61 56	18 56 54 8	54
4	34 33 34 29	16 29 27 7	27
5	17 17 17 13	10 13 12 6	12
6	9 9 9 6	6 6 5 4	5
7	5 6 5 4	4 4 3 3	3
8	4 4 4 3	3 3 2 2	2
9	3 3 3 2	2 2 1 1	1

DD= Distance Below Ceiling



**420 Coilex Regressed Eyeball**

\* Lamp Wattage and type vary with Housings.  
 Refer to individual housing sheets for specific wattage ratings

Note: Specifications and Dimensions subject to change without notice.

Visit our web site at [www.cooperlighting.com](http://www.cooperlighting.com)